

EJOT® tube washer HTK 2G

for all Dabo® screws with bugle head drive

Application area

- To secure roofing membrane to substructures made of trapezoidal steel profiles, wood and wood-based material
- For new buildings and renovations
- For special requirements of resistance to imposed loads
- Limits cold bridging
- For processing with EJOT® ECOset HTK installation tool

Properties

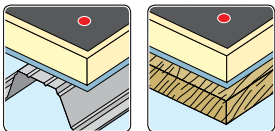
- High-grade plastic material
- Telescope design for resistance to imposed loads
- Available loosely pre-assembled or collated

Note

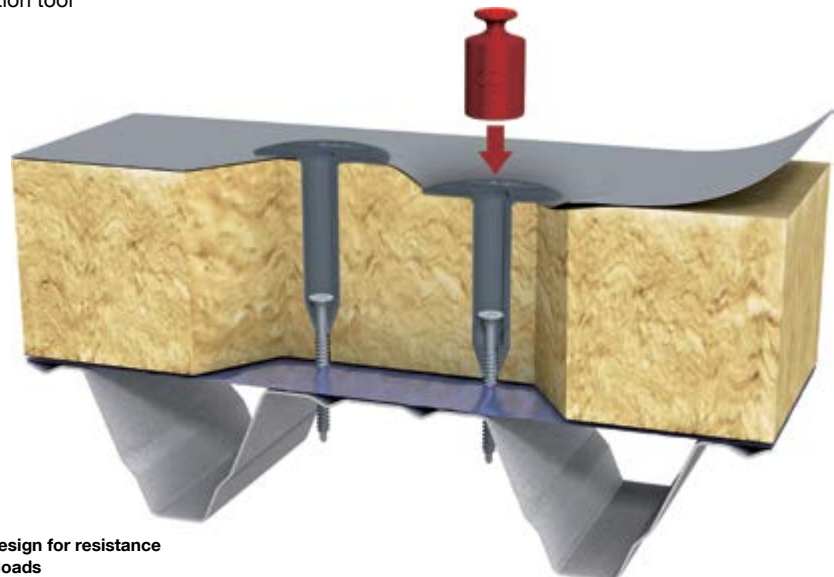
For combination with EJOT Dabo® screws TKR, TKE and VHT-R



Approval
ETA-07/0013



Cross reference:
Installation tool ECOset HTK



Telescope design for resistance
to imposed loads



EJOT® tube washer HTK 2G

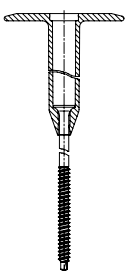
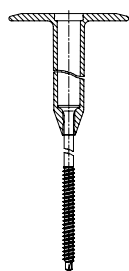
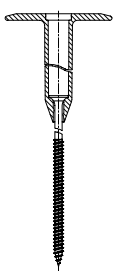
for all Dabo® screws with bugle head drive

Ø washer [mm]	Effective shaft length L [mm]	PU	Order description	Part number
50	35	1,800	HTK-2G-50x35	8 587 035 070
50	55	1,500	HTK-2G-50x55	8 587 055 070
50	95	850	HTK-2G-50x95	8 587 095 070
50	115	800	HTK-2G-50x115	8 587 115 070
50	145	600	HTK-2G-50x145	8 587 145 070
50	185	400	HTK-2G-50x185	8 587 185 070
50	225	300	HTK-2G-50x225	8 587 225 070
50	275	300	HTK-2G-50x275	8 587 275 070
50	325	250	HTK-2G-50x325	8 587 325 070

Order information: Upon request also available with loosely pre-assembled EJOT Dabo® screws (TKR, TKE, VHT-R)

Compatibility

acc. to ETA-07/0013

	Self-drilling screw Dabo® A/F8 RT-4.8	Self-drilling screw Dabo® TKR-4.8	Self-drilling screw Dabo® TKE-4.8	Self-drilling screw Dabo® VHT-R-4.8	Gas concrete screw FPS-E-8.0	Concrete screw FBS-R-6.3
Tube washer HTK 2G						

Characteristic values of the tensile strength

ETA-07/0013, Page 37

No.	EJOT Fastening Systems		Surface								
	Screw	Tube washer	Sheet steel		Wood				Concrete ⁷⁾	Light-weight concrete ⁸⁾	Aerated concrete ⁹⁾
			1)	2)	3)	4)	5)	6)			
[kN]											
6	Dabo® TKR-4.8xL	HTK 2G		1.06	1.20		1.20	1.08			
7	Dabo® TKE-4.8xL	HTK 2G		1.06	1.20		1.20	1.08			
8	Dabo® VHT-R-4.8xL	HTK 2G	0.86	0.94	0.90	1.21	1.30	1.30			

1) S280 GD – EN 10346; Thickness $t_{min} = 0.63$ mm

2) S280 GD – EN 10346; Thickness $t_{min} = 0.75$ mm

3) T&G boarding: EN 338/C24, Thickness ≥ 25 mm

4) Wood chipboard P4: EN 12369-1; Thickness ≥ 19 mm

5) Plywood: EN 12369-2; Thickness ≥ 21 mm

6) OSB/3: EN 12369-1; Thickness ≥ 18 mm

7) C 12/15 EN 206, effective installation depth ≥ 30 mm

8) LC 12/13 EN 206; effective installation depth ≥ 30 mm

9) P 3.3/5.0 EN 12602